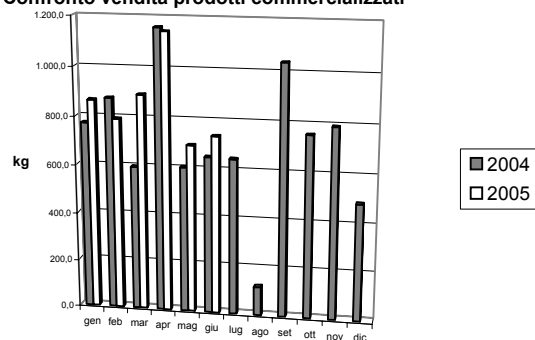


quantità venduta per gruppo merceologico - kg

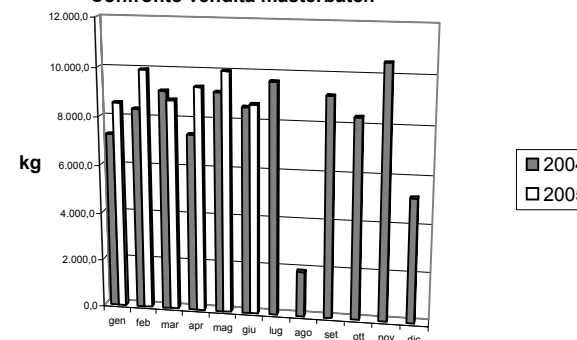
2005	gen	feb	mar	apr	mag	giu	lug	ago	set	ott	nov	dic	totali
commercia	865,0	791,0	891,0	1.144,0	695,0	736,0							5.122,0
masterbatch	8.575,0	9.937,0	8.754,0	9.308,0	9.982,0	8.695,0							55.251,0
predispersi	2.492,0	3.562,0	4.344,0	2.384,0	3.428,0	3.192,0							19.402,0
<b>TOTALI</b>	<b>11.932,0</b>	<b>14.290,0</b>	<b>13.989,0</b>	<b>12.836,0</b>	<b>14.105,0</b>	<b>12.623,0</b>	<b>0,0</b>	<b>0,0</b>	<b>0,0</b>	<b>0,0</b>	<b>0,0</b>	<b>0,0</b>	<b>79.775,0</b>

2004	gen	feb	mar	apr	mag	giu	lug	ago	set	ott	nov	dic	totali
commercia	771,0	875,0	597,0	1.159,0	604,0	650,0	646,0	120,0	1.037,0	756,0	792,0	487,0	8.494,0
masterbatch	7.275,0	8.342,0	9.111,0	7.381,0	9.131,0	8.573,0	9.634,0	1.883,0	9.148,0	8.344,0	10.524,0	5.200,0	94.546,0
predispersi	3.869,0	4.073,0	4.403,0	3.648,0	4.703,0	4.191,0	4.880,0	582,0	4.717,0	3.907,0	3.687,0	1.196,0	43.856,0
<b>TOTALI</b>	<b>11.915,0</b>	<b>13.290,0</b>	<b>14.111,0</b>	<b>12.188,0</b>	<b>14.438,0</b>	<b>13.414,0</b>	<b>15.160,0</b>	<b>2.585,0</b>	<b>14.902,0</b>	<b>13.007,0</b>	<b>15.003,0</b>	<b>6.883,0</b>	<b>146.896,0</b>

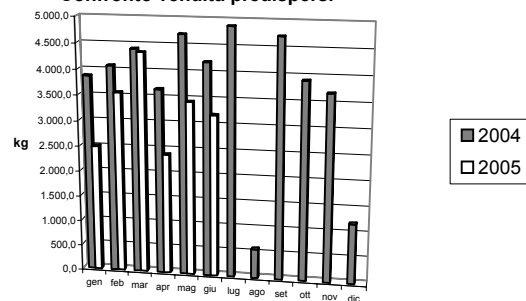
Confronto vendita prodotti commercializzati



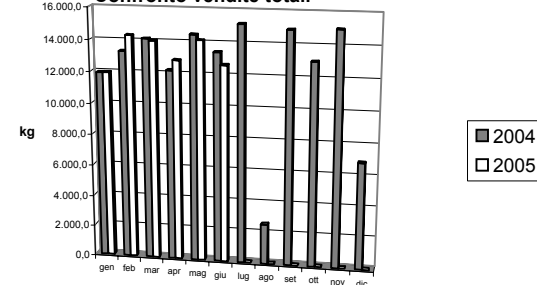
Confronto vendita masterbatch



Confronto vendita predispersi



Confronto vendite totali



### quantità venduta per gruppo merceologico - kg

gen feb mar apr mag giu lug ago set ott nov dic

gen feb mar apr mag giu lug ago set ott nov dic